

# Effect of Surface Fluorination and Conductive Additives on the Charge/Discharge Characteristics of Lithium Titanate for Lithium Ion Battery

T. Nakajima<sup>†</sup>, A. Ueno<sup>††</sup>, T. Achiha<sup>††</sup>, Y. Ohzawa<sup>†</sup>, M. Endo<sup>†††</sup>

**Abstract** Effect of surface fluorination and conductive additives on the charge/discharge behavior of lithium titanate ( $\text{Li}_{4/3}\text{Ti}_{5/3}\text{O}_4$ ) has been investigated using  $\text{F}_2$  gas and vapor grown carbon fiber (VGCF). Surface fluorination of  $\text{Li}_{4/3}\text{Ti}_{5/3}\text{O}_4$  was made using  $\text{F}_2$  gas ( $3 \times 10^4$  Pa) at 25–150°C for 2 min. Charge capacities of  $\text{Li}_{4/3}\text{Ti}_{5/3}\text{O}_4$  samples fluorinated at 70°C and 100°C were larger than those for original sample at high current densities of 300 and 600 mA/g. Optimum fluorination temperatures of  $\text{Li}_{4/3}\text{Ti}_{5/3}\text{O}_4$  were 70°C and 100°C. Fibrous VGCF with a large surface area (17.7  $\text{m}^2/\text{g}$ ) increased the utilization of available capacity of  $\text{Li}_{4/3}\text{Ti}_{5/3}\text{O}_4$  probably because it provided the better electrical contact than acetylene black (AB) between  $\text{Li}_{4/3}\text{Ti}_{5/3}\text{O}_4$  particles and nickel current collector.

## 1. Introduction

Lithium ion batteries have been mainly used as electric sources for electronic devices such as computers, mobile phones, watches and so on. However, recent interest for lithium ion batteries is the application to electric sources for hybrid cars and electric vehicles. For this purpose, new electrode materials showing high rate charge/discharge are urgently requested. It was reported that electrochemical intercalation and deintercalation of lithium is quite reversible in lithium titanate ( $\text{Li}_{4/3}\text{Ti}_{5/3}\text{O}_4 + \text{Li}^+ + \text{e}^- \leftrightarrow \text{Li}_{7/3}\text{Ti}_{5/3}\text{O}_4$ ) though the electrode potential is ca. 1.5 V relative to  $\text{Li}/\text{Li}^+$  higher than that of lithium-intercalated graphite<sup>1)</sup>. It is recently known that  $\text{Li}_{4/3}\text{Ti}_{5/3}\text{O}_4$  is a new candidate as anode with high rate charge/discharge. Many attempts for preparing  $\text{Li}_{4/3}\text{Ti}_{5/3}\text{O}_4$  showing excellent charge/discharge properties have been reported<sup>2)-26)</sup>. These results show that  $\text{Li}_{4/3}\text{Ti}_{5/3}\text{O}_4$  is an important candidate as anode having good electrode characteristics at high current densities.

Since electrochemical redox reactions usually occur at the

surface of a solid electrode, surface area, surface pore size distribution and surface chemical species are important structural factors for influencing electrode characteristics. Surface of oxide powder is often hydrated, which may interfere smooth redox reactions. Therefore oxide materials are normally dehydrated before use by pumping at an elevated temperature. It was found that mild fluorination is a quite effective method for drying hydrated materials. Graphite oxide containing a large number of carboxyl and hydroxyl groups is well dehydrated by fluorination using  $\text{F}_2$  gas at about 100°C. Another possible surface structure change obtained by surface fluorination is decrease in surface roughness because the possible products such as  $\text{O}_2$ ,  $\text{OF}_2$  and  $\text{TiF}_4$  may be lost as gases. In the present study, surface fluorination of  $\text{Li}_{4/3}\text{Ti}_{5/3}\text{O}_4$  was performed after pumping at 120°C and its charge/discharge behavior was investigated in organic solvent for lithium ion battery. Since  $\text{Li}_{4/3}\text{Ti}_{5/3}\text{O}_4$  is an electric insulator, a conductive additive should be used to keep good electrical contact between  $\text{Li}_{4/3}\text{Ti}_{5/3}\text{O}_4$  particles and current collector. Acetylene black (AB) is usually used for such purpose in electrode preparation. In the present study, vapor grown carbon fiber (VGCF) with fibrous structure was examined to improve the electrical contact between  $\text{Li}_{4/3}\text{Ti}_{5/3}\text{O}_4$  and nickel current collector. Thus the present paper deals with the effect of surface fluorination and conductive additives on the charge/discharge properties of  $\text{Li}_{4/3}\text{Ti}_{5/3}\text{O}_4$  by using  $\text{F}_2$  gas and VGCF.

<sup>†</sup> Department of Applied Chemistry, Aichi Institute of Technology

<sup>††</sup> Graduate School of Engineering, Aichi Institute of Technology

<sup>†††</sup> Graduate School of Engineering, Shinshu University

## 2. Experimental

Lithium titanate,  $\text{Li}_{4/3}\text{Ti}_{5/3}\text{O}_4$  (purity: >99.98%, average particle size: 4.6  $\mu\text{m}$ ) was used for the electrochemical measurements. Surface fluorination of  $\text{Li}_{4/3}\text{Ti}_{5/3}\text{O}_4$  was performed by  $\text{F}_2$  gas ( $3 \times 10^4$  Pa) at 25°C, 70°C, 100°C and 150°C for 2 min. Surface structure and composition were analyzed by X-ray diffractometry, X-ray photoelectron spectroscopy (XPS) and BET surface area measurement using nitrogen gas.

Electrode was prepared as follows. The  $\text{Li}_{4/3}\text{Ti}_{5/3}\text{O}_4$  and AB (surface area: 63.4  $\text{m}^2/\text{g}$ ) or VGCF heat-treated at 2800°C (surface area: 17.7  $\text{m}^2/\text{g}$ ) were well dispersed in N-methyl-2-pyrrolidone (NMP) containing 12 wt% polyvinylidene fluoride (PVdF). The slurry was pasted on a foamed nickel sheet. The prepared electrode was dried at 120°C for 12 hrs in vacuum oven and then pressed before use. The appearance of the electrodes was the same for both AB- and VGCF-mixed ones. The mixing ratios of  $\text{Li}_{4/3}\text{Ti}_{5/3}\text{O}_4/\text{AB}$  or  $\text{VGCF}/\text{PVdF}$  were 6:0.5:2, 6:1:2, 6:2:2 or 6:3:2 in weight. When surface-fluorinated  $\text{Li}_{4/3}\text{Ti}_{5/3}\text{O}_4$  samples were examined, the mixing ratio for  $\text{Li}_{4/3}\text{Ti}_{5/3}\text{O}_4/\text{AB}$  or  $\text{VGCF}/\text{PVdF}$  was 6:2:2. A three-electrode cell with  $\text{Li}_{4/3}\text{Ti}_{5/3}\text{O}_4$  working electrode and Li counter and reference electrodes was used for galvanostatic charge/discharge experiments. The electrolyte solution was 1 mol/l  $\text{LiClO}_4$  – ethylene carbonate (EC) / diethyl carbonate (DEC). Charge/discharge cycling was made at 60, 300 and 600 mA/g between 1.0 and 3.0 V vs  $\text{Li}/\text{Li}^+$  in a glove box filled with Ar at 25°C.

## 3. Results and discussion

### 3.1. Surface structure and composition of fluorinated $\text{Li}_{4/3}\text{Ti}_{5/3}\text{O}_4$ samples

Surface fluorination of  $\text{Li}_{4/3}\text{Ti}_{5/3}\text{O}_4$  powder was conducted using  $\text{F}_2$  ( $3 \times 10^4$  Pa) at 25–150°C for 2 min. In X-ray diffraction patterns of original and surface-fluorinated  $\text{Li}_{4/3}\text{Ti}_{5/3}\text{O}_4$  samples, the samples fluorinated between 25°C and 100°C exhibited the same diffraction peaks as those for original  $\text{Li}_{4/3}\text{Ti}_{5/3}\text{O}_4$  though the peak intensity slightly weakened with increasing fluorination temperature, which suggests the slight increase in the disorder of  $\text{Li}_{4/3}\text{Ti}_{5/3}\text{O}_4$  lattice in surface region. On the other hand, the sample fluorinated at 150°C gave other weak peaks indicating  $\text{Li}_2\text{TiF}_6$ , anatase  $\text{TiO}_2$ , rutile  $\text{TiO}_2$ , LiF and  $\text{TiOF}_2$ . Formation of these compounds in surface region may increase the surface resistance, interfering the electrochemical redox reactions. The optimum fluorination temperature would

be below ca. 100°C. Surface areas and meso-pore volumes of  $\text{Li}_{4/3}\text{Ti}_{5/3}\text{O}_4$  samples are given in Table 1, in which average data are listed for the fluorinated samples. The surface area was slightly decreased with increasing fluorination temperature from 25°C to 150°C. The meso-pore volume had the same trend with temperature. The slight decrease in the surface area by the fluorination at 70°C–150°C suggests the decrease in surface roughness probably by the loss of gaseous products,  $\text{TiF}_4$  and oxygen species such as  $\text{O}_2$  and  $\text{OF}_2$ . Table 2 shows surface composition calculated from peak areas of XPS spectra, respectively. Binding energies were shifted to the larger values by the fluorination. Particularly the peak shift was the largest for  $\text{Li}_{4/3}\text{Ti}_{5/3}\text{O}_4$  fluorinated at 150°C. Peak intensity for Li1s and F1s electrons increased with increasing fluorination temperature while that for Ti2p and O1s electrons decreased. Table 2 clearly shows the same trend in surface composition with fluorination temperature. Surface concentrations of Li and F increased with increasing temperature. However, those for Ti and O were significantly reduced. The result suggests that LiF film was formed at the surface of  $\text{Li}_{4/3}\text{Ti}_{5/3}\text{O}_4$  and trace amounts of gaseous products such as  $\text{O}_2$ ,  $\text{OF}_2$  and  $\text{TiF}_4$  were lost.

**Table 1**

Surface areas and meso-pore volumes of original and surface-fluorinated  $\text{Li}_{4/3}\text{Ti}_{5/3}\text{O}_4$  samples.

Fluorination temperature (°C)	Surface area ( $\text{m}^2/\text{g}$ )	Meso-pore volume ( $\text{cm}^3/\text{g}$ )
Original	2.8	0.0052
25	3.1	0.0068
70	2.7	0.0045
100	2.7	0.0049
150	2.1	0.0035

**Table 2**

Surface composition of original and surface-fluorinated  $\text{Li}_{4/3}\text{Ti}_{5/3}\text{O}_4$  samples, obtained from XPS spectra.

Fluorination temperature (°C)	Li	Ti	O	F
	(at%)			
Original	24.7	16.2	59.1	-
25	24.6	10.1	37.2	28.1
70	26.8	9.3	35.2	28.7
100	36.9	6.0	25.7	31.4
150	48.6	2.2	13.9	35.3

### 3.2. Electrochemical properties of surface-fluorinated $\text{Li}_{4/3}\text{Ti}_{5/3}\text{O}_4$ samples

The  $\text{Li}_{4/3}\text{Ti}_{5/3}\text{O}_4$  is expected as a new anode material for lithium ion battery since its electrode potential is low, i.e. ca. 1.5 V vs  $\text{Li}/\text{Li}^+$ . However,  $\text{Li}_{4/3}\text{Ti}_{5/3}\text{O}_4$  electrode is cathode in the electrochemical cell used in the present study because the potential of Li counter electrode is lower than that of  $\text{Li}_{4/3}\text{Ti}_{5/3}\text{O}_4$ , i.e. 0 V. Therefore Li release from  $\text{Li}_{7/3}\text{Ti}_{5/3}\text{O}_4$  ( $\text{Li}_{7/3}\text{Ti}_{5/3}\text{O}_4 \rightarrow \text{Li}_{4/3}\text{Ti}_{5/3}\text{O}_4 + \text{Li}^+ + \text{e}^-$ ) is charge reaction, which corresponds to discharge reaction in a usual lithium ion battery with transition metal oxide cathode having a potential of about 4 V vs  $\text{Li}/\text{Li}^+$ . Effect of conductive additives and mixing ratios among  $\text{Li}_{4/3}\text{Ti}_{5/3}\text{O}_4$ , conductive additive and PVdF on first charge capacities is given in Table 3, in which the charge capacity increased with increasing conductive additive at three current densities. In the same mixing ratios, first charge capacities were higher in VGCF-mixed electrodes than in AB-mixed ones, which may be because VGCF consisting of thin fibers with diameters of 40-100 nm gives better electrical contact between  $\text{Li}_{4/3}\text{Ti}_{5/3}\text{O}_4$  particles and nickel current collector, increasing the utilization of available capacity of  $\text{Li}_{4/3}\text{Ti}_{5/3}\text{O}_4$ . Lithium intercalation into graphite occurs below 1 V vs  $\text{Li}/\text{Li}^+$ . Since charge/discharge cycling was made between 1.0 and 3.0 V, lithium intercalation into conductive additives is negligible. The difference in the charge capacities would therefore be caused by the conductive additives which change the electrical contact between  $\text{Li}_{4/3}\text{Ti}_{5/3}\text{O}_4$  and current collector.

Figs. 1 and 2 show first charge/discharge curves and charge capacities and coulombic efficiencies as a function of cycle number for original and surface-fluorinated  $\text{Li}_{4/3}\text{Ti}_{5/3}\text{O}_4$  samples at current densities of 60, 300 and 600 mA/g. The average data are shown in Figs. 1 and 2 and Tables 3 and 4. There was no large difference in the data obtained at a current density of 60 mA/g, particularly when AB was used as a conductive additive. However, a large difference in the profiles of charge/discharge curves, charge capacities and coulombic efficiencies was found at the higher current densities of 300 and 600 mA/g. The larger capacities than those for non-fluorinated sample were observed for  $\text{Li}_{4/3}\text{Ti}_{5/3}\text{O}_4$  samples fluorinated at 70°C and 100°C in both conductive additives ((B) and (C) in Figs. 1 and 2). Peak intensity of X-ray diffraction lines was slightly weakened by surface fluorination, which suggests the slight increase in lattice disorder of  $\text{Li}_{4/3}\text{Ti}_{5/3}\text{O}_4$  in the surface region. The increase in lattice disorder may facilitate Li diffusion in  $\text{Li}_{4/3}\text{Ti}_{5/3}\text{O}_4$ , increasing the utilization of available capacity. On the other hand, the low charge/discharge capacities were obtained for  $\text{Li}_{4/3}\text{Ti}_{5/3}\text{O}_4$  fluorinated at 150°C. The phases such as  $\text{Li}_2\text{TiF}_6$ ,  $\text{TiO}_2$ ,  $\text{LiF}$  and  $\text{TiOF}_2$  detected by X-ray diffraction may have formed insulating layers in the surface region. Coulombic efficiencies were high for original

and surface-fluorinated samples at three current densities except  $\text{Li}_{4/3}\text{Ti}_{5/3}\text{O}_4$  fluorinated at 150°C. Slight decrease in the charge capacities with cycle was observed for the fluorinated samples, enhancing with increasing current density from 60 mA/g to 600 mA/g as shown in Figs. 1 and 2, which may be due to slight decrease in the electrical contact of fluorinated samples with current collector. Table 4 summarizes first charge capacities for original and surface-fluorinated  $\text{Li}_{4/3}\text{Ti}_{5/3}\text{O}_4$  samples. The  $\text{Li}_{4/3}\text{Ti}_{5/3}\text{O}_4$  sample fluorinated at 25°C gave nearly the same first charge capacities as those of non-fluorinated sample or slightly smaller values. Hydrolysis of fluorinated surface may have partly occurred by the reaction with moisture. First charge capacities for original and surface-fluorinated  $\text{Li}_{4/3}\text{Ti}_{5/3}\text{O}_4$  samples were nearly the same at a current density of 60 mA/g in both AB-mixed and VGCF-mixed electrodes. However, a large difference in first charge capacities was observed at the higher current densities of 300 and particularly 600 mA/g. First charge capacities of  $\text{Li}_{4/3}\text{Ti}_{5/3}\text{O}_4$  samples fluorinated at 70°C and 100°C were larger than those for non-fluorinated sample as already seen in Figs. 3 and 4. The increase in first charge capacities for  $\text{Li}_{4/3}\text{Ti}_{5/3}\text{O}_4$  samples fluorinated at 70°C and 100°C was ~13% at 300 mA/g and 33-36% at 600 mA/g for AB-mixed electrode, and ~20% at 300 mA/g and 34-35% at 600 mA/g for VGCF-mixed electrode. Comparison between two conductive additives indicates that VGCF gave the larger first charge capacities than AB at the higher current densities of 300 and 600 mA/g. The sample fluorinated at 150°C showed very small first charge capacities at 600 mA/g irrespectively of conductive additives. It was found from these results that the optimum fluorination temperatures of  $\text{Li}_{4/3}\text{Ti}_{5/3}\text{O}_4$  were 70°C and 100°C. Surface dehydration and slight increase in lattice disorder of  $\text{Li}_{4/3}\text{Ti}_{5/3}\text{O}_4$  in surface region may be attained by light fluorination using  $\text{F}_2$  gas, improving the charge/discharge behavior of  $\text{Li}_{4/3}\text{Ti}_{5/3}\text{O}_4$  electrode.

**Table 3**

First charge capacities for  $\text{Li}_{4/3}\text{Ti}_{5/3}\text{O}_4$  in different mixing ratios with conductive additives (CA) and PVdF ( $\text{Li}_{4/3}\text{Ti}_{5/3}\text{O}_4$ :CA:PVdF).

CA	Mixing ratio (wt%)	First charge capacity (mAh/g)		
		60 mA/g	300 mA/g	600 mA/g
AB	6:1:2	142	110	75
	6:2:2	147	115	86
	6:3:2	148	120	90
VGCF	6:0.5:2	143	111	89
	6:1:2	149	113	93
	6:2:2	150	119	93

**Table 4**

First charge capacities of original and surface-fluorinated  $\text{Li}_{4/3}\text{Ti}_{5/3}\text{O}_4$  samples with (a) AB and (b) VGCF, obtained at 60, 300 and 600 mA/g in 1 mol/l  $\text{LiClO}_4 - \text{EC/DEC}$  ( $\text{Li}_{4/3}\text{Ti}_{5/3}\text{O}_4/\text{AB}$  or  $\text{VGCF}/\text{PVdF} = 6:2:2$  in weight).

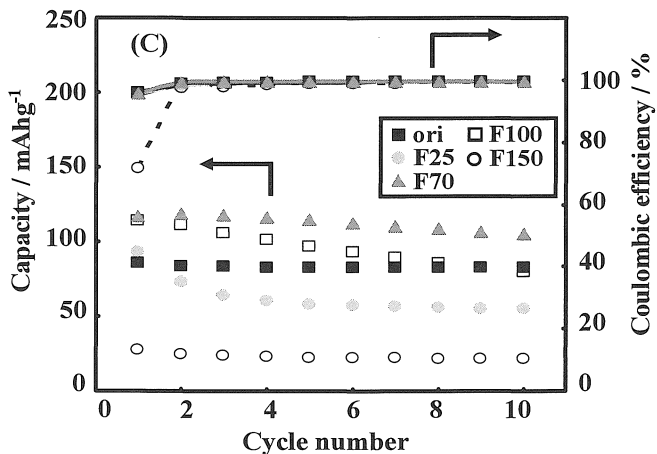
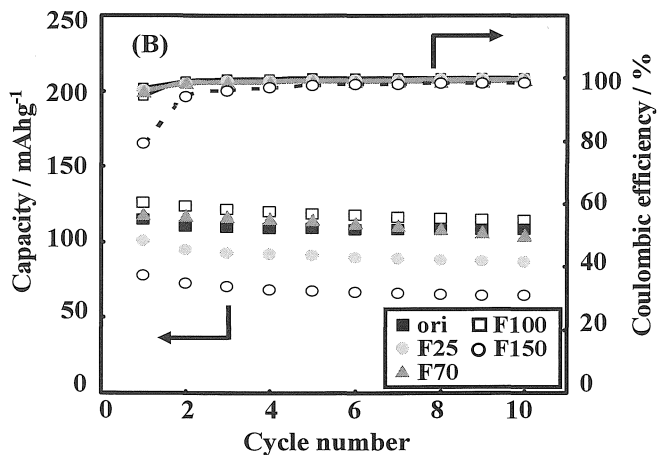
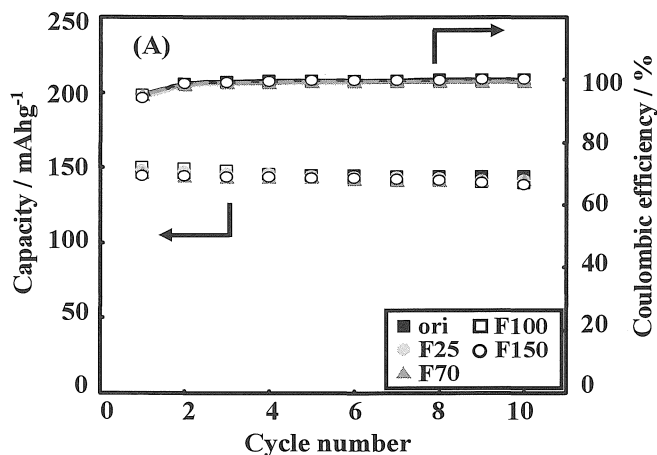
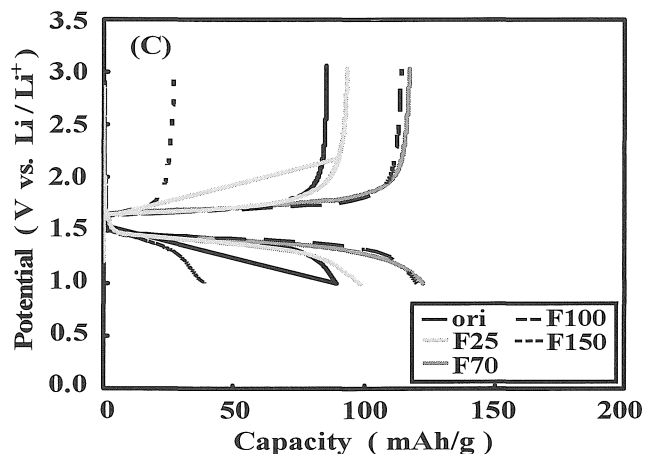
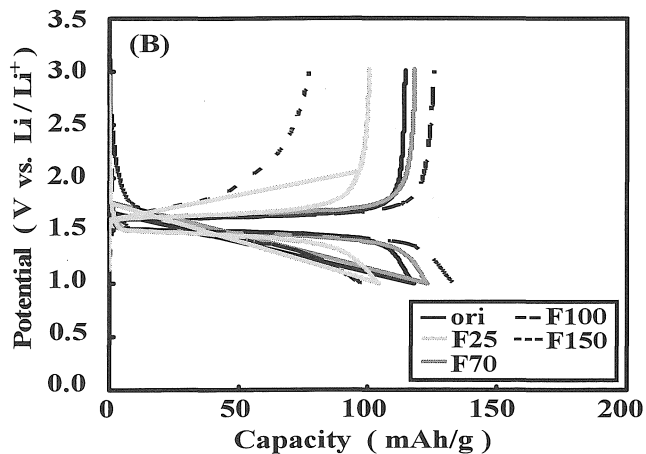
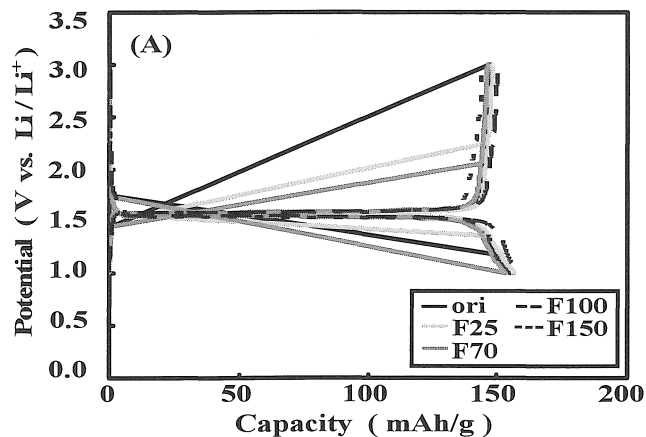
(a) AB

Fluorination temperature ( $^{\circ}\text{C}$ )	First charge capacity (mAh/g)		
	60 mA/g	300 mA/g	600 mA/g
Original	147	115	86
25	148	101	94
70	146	118	117
100	150	126	114
150	145	77	28

(b) VGCF

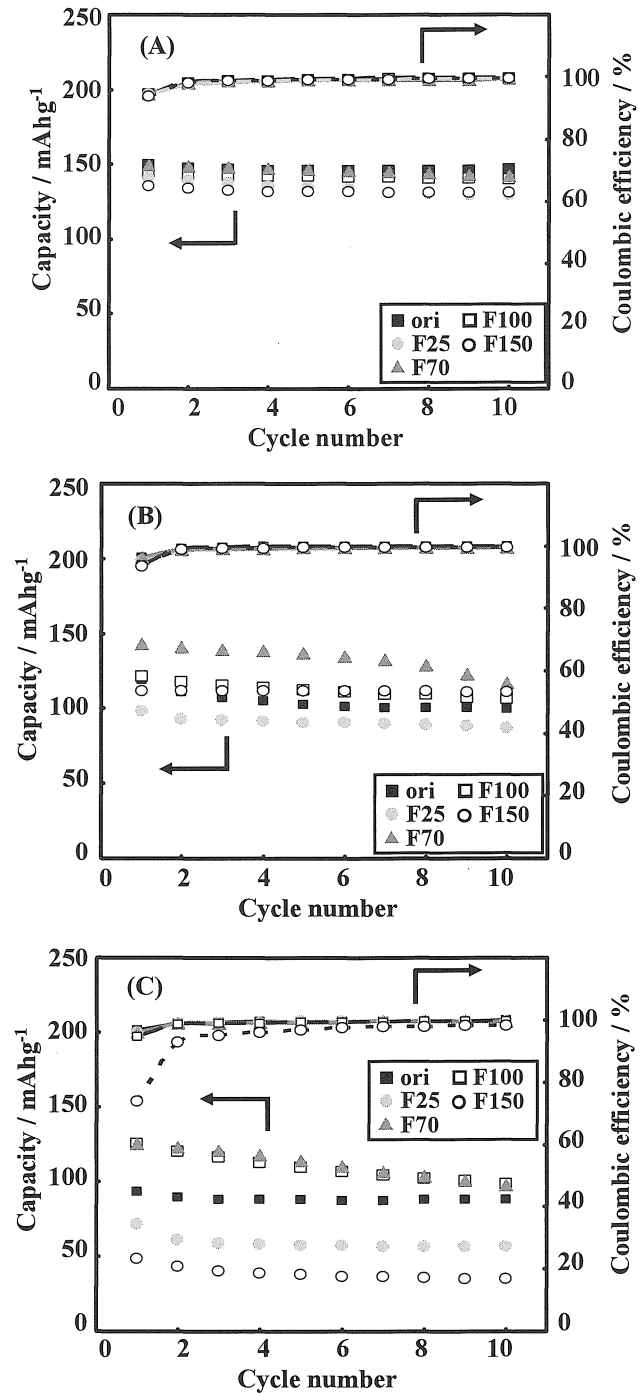
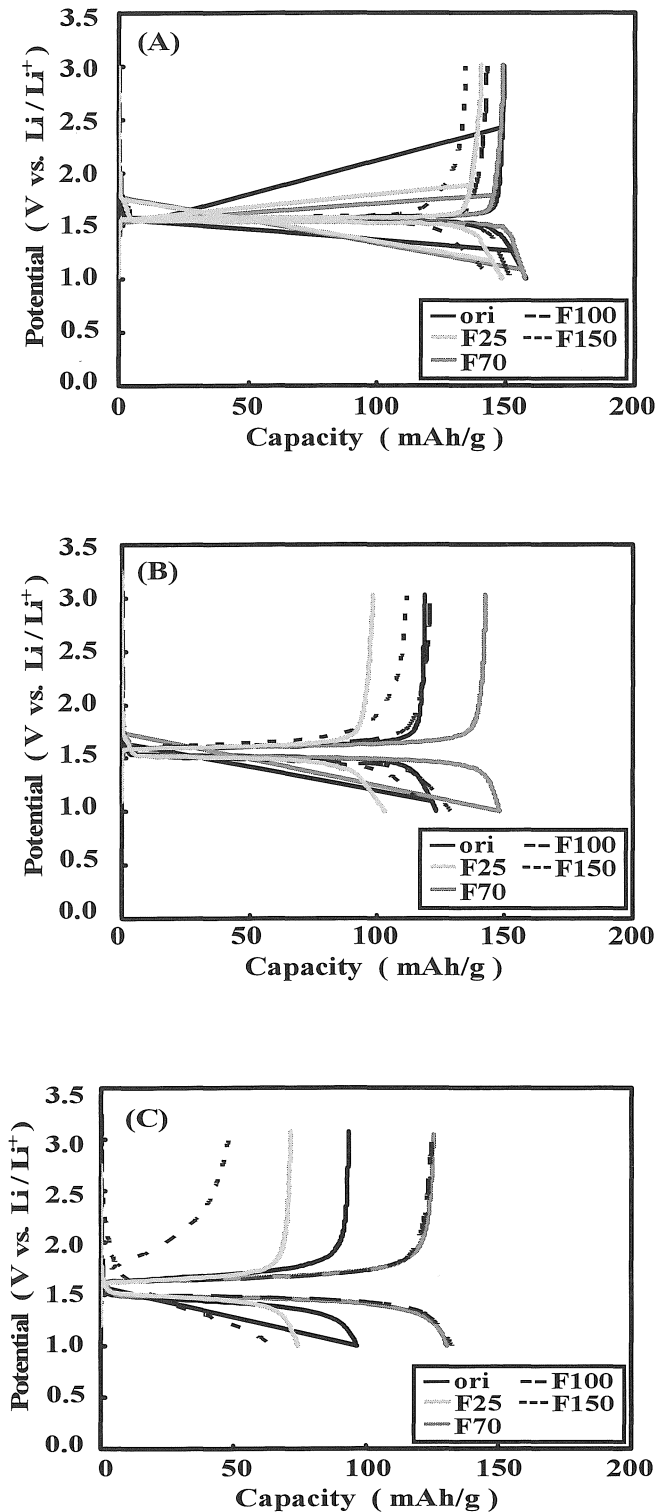
Fluorination temperature ( $^{\circ}\text{C}$ )	First charge capacity (mAh/g)		
	60 mA/g	300 mA/g	600 mA/g
Original	150	119	93
25	141	98	71
70	149	143	126
100	143	121	125
150	153	112	48

First charge capacity: first discharge capacity in a lithium ion cell with transition metal oxide cathode.



**Fig. 1.** First charge/discharge curves and capacities and coulombic efficiencies for original and surface-fluorinated  $\text{Li}_{4/3}\text{Ti}_{5/3}\text{O}_4$  samples with AB, obtained at (A) 60 mA/g, (B) 300 mA/g and (C) 600 mA/g.

ori: original  $\text{Li}_{4/3}\text{Ti}_{5/3}\text{O}_4$ ; F25, F70, F100 and F150:  $\text{Li}_{4/3}\text{Ti}_{5/3}\text{O}_4$  samples fluorinated at 25°C, 70°C, 100°C and 150°C, respectively.



**Fig. 2.** First charge/discharge curves and capacities and coulombic efficiencies for original and surface-fluorinated  $\text{Li}_{4/3}\text{Ti}_{5/3}\text{O}_4$  samples with VGCF, obtained at (A) 60 mA/g, (B) 300 mA/g and (C) 600 mA/g.

ori: original  $\text{Li}_{4/3}\text{Ti}_{5/3}\text{O}_4$ ; F25, F70, F100 and F150:  $\text{Li}_{4/3}\text{Ti}_{5/3}\text{O}_4$  samples fluorinated at 25°C, 70°C, 100°C and 150°C, respectively.

#### References

- 1) T. Ohzuku, A. Ueda, N. Yamamoto, J. Electrochem. Soc. 142

- (1995) 1431-1435.
- 2) L. Kavan, J. Procházka, T.M. Spitler, M. Kalbáč, M. Zukalová, M. Grätzel, J. Electrochem. Soc. 150 (2003) A1000-A1007.
- 3) K. Nakahara, R. Nakajima, T. Matsushima, H. Majima, J. Power Sources 117 (2003) 131-136.
- 4) M. Venkateswarlu, C.H. Chen, J.S. Do, C.W. Lin, T.C. Chou, B.J. Hwang, J. Power Sources 146 (2005) 204-208.
- 5) L. Cheng, H.-J. Liu, J.-J. Zhang, H.-M. Xiong, Y.Y. Xia, J. Electrochem. Soc. 153 (2006) A1472-A1477.
- 6) Y.-J. Hao, Q.-Y. Lai, J.-Z. Lu, H.-L. Wang, Y.-D. Chen, X.-Y. Ji, J. Power Sources 158 (2006) 1358-1364.
- 7) J.L. Allen, T.R. Jow, J. Wolfenstine, J. Power Sources 159 (2006) 1340-1345.
- 8) J. Li, Y.-L. Jin, X.-G. Zhang, H. Yang, Solid State Ionics 178 (2007) 1590-1594.
- 9) C. Jiang, M. Ichihara, I. Honma, H. Zhou, Electrochimica Acta 52 (2007) 6470-6475.
- 10) C. Jiang, E. Hosono, M. Ichihara, I. Honma, H. Zhou, J. Electrochem. Soc. 155 (2008) A553-A556.
- 11) J. Gao, C. Jiang, J. Ying, C. wan, J. Power Sources 155 (2006) 364-367.
- 12) J. Gao, J. Ying, C. jiang, C. Wan, j. Power Sources 166 (2007) 255-259.
- 13) K.-C. Hsiao, S.-C. Liao, J.-M. Chen, Electrochimica Acta 53 (2008) 7242-7247.
- 14) J. Li, Z. Tang, Z. Zhang, Electrochem. Commun. 7 (2005) 894-899.
- 15) C. Jiang, Y. Zhou, I. Honma, T. Kudo, H. Zhou, J. Power Sources 166 (2007) 514-518.
- 16) Y.F. Tang, L. Yang, Z. Qiu, J.S. Huang, Electrochem. Commun. 10 (2008) 1513-1516.
- 17) L.H. Yang, C. Dong, J. Guo, J. Power Sources 175 (2008) 575-580.
- 18) M.Q. Snyder, S.A. Trebukhova, B. Ravdel, M.C. Wheeler, J. DiCarlo, C.P. Tripp, W.J. DeSisto, J. Power Sources 165 (2007) 379-385.
- 19) J. Huang, Z. Jiang, Electrochimica Acta 53 (2008) 7756-7759.
- 20) H. Yu, X. Zhang, A.F. Jalbout, X. Yan, X. Pan, H. Xie, R. Wang, Electrochimica Acta 53 (2008) 4200-4204.
- 21) Y. Bai, F. Wang, F. Wu, C. Wu, L.-Y. Bao, Electrochimica Acta 54 (2008) 322-327.
- 22) J. Barker, R.K.B. Gover, P. Burns, A.J. Bryan, Electrochem. Solid-State Lett. 10 (2007) A130-A133.
- 23) S. Huang, Z. Wen, Z. Gu, X. Zhu, Electrochimica Acta 50 (2005) 4057-4062.
- 24) S. Huang, Z. Wen, X. Zhu, Z. Lin, J. Power Sources 165 (2007) 408-412.
- 25) T. Tabuchi, H. Yasuda, M. Yamachi, J. Power Sources 162 (2006) 813-817.
- 26) H.Ge, N. Li, D. Li, C. Dai, D. Wang, Electrochem. Commun. 10 (2008) 1031-1034.